

BIOLOGICAL MATERIALS

**THE BIOLOGICAL MATERIALS IN THIS SECTION
ARE UNPATENTED, PROPRIETARY INTELLECTUAL
PROPERTY LICENSED ON A NON-EXCLUSIVE BASIS**

HYBRIDOMA CELL LINES

B 0001.04



- HYBRIDOMA CELL LINE 2TH2E1E2A11
- Hybridoma cell line for producing monoclonal antibodies specific for the insecticide Thiamethoxam.

Commercial applications:

- Antibodies may be used to detect the presence of Thiamethoxam in food, water and soil matrices.
- Contact- Diana.Halsey@ars.usda.gov

B 0002.04



- HYBRIDOMA CELL LINE P2G8-2-D2
- Hybridoma cell line for producing monoclonal antibodies specific for aflatoxin B1 although it has shown some cross-reactivity for aflatoxins G1, B2, G2 and M1.

Commercial applications:

- Antibodies may be used to detect aflatoxin in various grains and foods.
- Contact- Diana.Halsey@ars.usda.gov

HYBRIDOMA CELL LINES

B 0003.04



- HYBRIDOMA CELL LINE 3C1F2
- Hybridoma cell line for producing monoclonal antibodies specific to secalins.

Commercial applications:

Antibodies may be used to detect gluten in various foods.

Contact- Diana.Halsey@ars.usda.gov

B 0004.04



- HYBRIDOMA CELL LINE 9B12.C10.F2
- Hybridoma cell line for producing monoclonal antibodies specific for gliadins.

Commercial applications:

Antibodies may be used to detect gluten in various foods..

• Contact- Diana.Halsey@ars.usda.gov

HYBRIDOMA CELL LINES

B 0005.04



- HYBRIDOMA CELL LINE CLONE #1
- Hybridoma cell line for producing monoclonal antibodies specific for the mycotoxin deoxynivalenol.

Commercial applications:

- Antibodies may be used to detect mycotoxin deoxynivalenol in various grains.
- Contact- Diana.Halsey@ars.usda.gov

B 0006.04



- HYBRIDOMA CELL LINE 2TH3D1F2D4
- Hybridoma cell line for producing monoclonal antibodies specific for the insecticide Thiamethoxam.

Commercial applications:

- Antibodies may be used to detect the presence of Thiamethoxam in food, water and soil matrices.
- Contact- Diana.Halsey@ars.usda.gov

HYBRIDOMA CELL LINES

B 0007.04



- HYBRIDOMA CELL LINE #4
- Hybridoma cell line for producing monoclonal antibodies specific for the mycotoxin deoxynivalenol.

Commercial applications:

- Antibodies may be used to detect mycotoxin deoxynivalenol in various grains.
- Contact- Diana.Halsey@ars.usda.gov

B 0008.04



- HYBRIDOMA CELL LINE CLONE #22
- Hybridoma cell line for producing monoclonal antibodies specific for the mycotoxin deoxynivalenol.

Commercial applications:

- Antibodies may be used to detect mycotoxin deoxynivalenol in various grains.
- Contact- Diana.Halsey@ars.usda.gov

HYBRIDOMA CELL LINES

B 00010.04




- HYBRIDOMA CELL LINE 2C9-1E8
- Hybridoma cell line for producing monoclonal antibodies specific for neutralizing an anti-leukotoxin antibody.

Commercial applications:

- Antibodies may be used in the vaccination of beef and dairy cattle against bovine respiratory disease caused by Mannheimia haemolytica.
- Contact- Diana.Halsey@ars.usda.gov

B 0001.05



- HYBRIDOMA CELL LINE 3H5
- Hybridoma cell line producing monoclonal antibodies specific for the detection of zilpaterol.

Commercial applications:

- Antibodies may be used as components in test kits to detect the presence of zilpaterol in slaughtered cattle tissue.
- Contact- Diana.Halsey@ars.usda.gov

HYBRIDOMA CELL LINES

B 0002.05




- HYBRIDOMA CELL LINE PRODUCING ZEARALENONE ANTIBODY CLONE 1-1.3.27.21
- Hybridoma cell line for producing monoclonal antibodies specific for zearalenone-related analogs.

Commercial applications:

- Antibodies may be used to detect zearalenone and its related analogs in feed, grains, foods, and biological samples such as milk and urine.
- Contact- Diana.Halsey@ars.usda.gov

B 0003.05




- HYBRIDOMA CELL LINE PRODUCING ZEARALENONE CLONE 2-1.2.4.9
- Hybridoma cell line for producing monoclonal antibodies specific for zearalenone-related analogs.

Commercial applications:

- Antibodies may be used to detect zearalenone and its related analogs in feed, grains, foods, and biological samples such as milk and urine.
- Contact- Diana.Halsey@ars.usda.gov

HYBRIDOMA CELL LINES

B 0001.06




- HYBRIDOMA CELL LINE BZ-32
- Hybridoma cell line producing monoclonal antibodies specific for E2 protein of bovine viral diarrhea virus (BVDV).

Commercial applications:

- Antibodies may be used to detect BVDV strains for R&D and for quality control purposes.
- Contact- Diana.Halsey@ars.usda.gov

B 0002.06



- HYBRIDOMA CELL LINE BZ-52
- Hybridoma cell line producing monoclonal antibodies specific for E2 protein of bovine viral diarrhea virus (BVDV).

Commercial applications:

- Antibodies may be used to detect BVDV strains for R&D and for quality control purposes..
- Contact- Diana.Halsey@ars.usda.gov

HYBRIDOMA CELL LINES

B 0003.06




- HYBRIDOMA CELL LINE CA-72
- Hybridoma cell line producing monoclonal antibodies specific for the E2 protein of bovine viral diarrhea virus (BVDV).

Commercial applications:

- Antibodies may be used to detect BVDV strains for R&D and for quality control purposes.
- Contact- Diana.Halsey@ars.usda.gov

B 0004.06



- HYBRIDOMA CELL LINE CA-82
- Hybridoma cell line producing monoclonal antibodies specific for the E2 protein of bovine viral diarrhea virus (BVDV).

Commercial applications:

- Antibodies may be used to detect BVDV strains for R&D and/or for quality control purposes.
- Contact- Diana.Halsey@ars.usda.gov

HYBRIDOMA CELL LINES

B 0001.07




- HYBRIDOMA CELL LINE 2BN90
- Hybridoma cell line producing monoclonal antibodies specific for serotype 1 of Marek's Disease Virus (MDV).

Commercial applications:

- Antibodies may be used to detect MDV for R&D and/or for quality control purposes.
- Contact- Diana.Halsey@ars.usda.gov

B 0002.07




- HYBRIDOMA CELL LINE L78.2
- Hybridoma cell line producing monoclonal antibodies specific against serotype 3 of Marek's Disease Virus (MDV).

Commercial applications:

- Antibodies may be used to detect MDV for R&D and/or for quality control purposes.
- Contact- Diana.Halsey@ars.usda.gov

HYBRIDOMA CELL LINES

B 0003.07




- HYBRIDOMA CELL LINE Y5.9
- Hybridoma cell line producing monoclonal antibodies specific against serotype 3 of Marek's Disease Virus (MDV).

Commercial applications:

- Antibodies may be used to detect MDV for R&D and/or for quality control purposes.
- Contact- Diana.Halsey@ars.usda.gov

B 0002.08



- HYBRIDOMA CELL LINE 11C237
- Hybridoma cell line producing monoclonal antibodies specific against avian reticuloendotheliosis viruses (REV).

Commercial applications:

- Antibodies may be used to detect REV for R&D and/or for quality control purposes.
- Contact- Diana.Halsey@ars.usda.gov

HYBRIDOMA CELL LINES

B 0003.08




- HYBRIDOMA CELL LINE 11FE32
- Hybridoma cell line producing monoclonal antibodies specific against avian reticulonendotheriosis viruses (REV).

Commercial applications:

- Antibodies may be used to detect REV for R&D and/or for quality control purposes.
- Contact- Diana.Halsey@ars.usda.gov

B 0004.08



- HYBRIDOMA CELL LINE J47
- Hybridoma cell line producing monoclonal antibodies specific against avian leukosis virus (ALV)- all subgroups except E.

Commercial applications:

- Antibodies may be used to detect ALV for R&D and/or for quality control purposes.
- Contact- Diana.Halsey@ars.usda.gov

HYBRIDOMA CELL LINES

B 0005.08




- HYBRIDOMA CELL LINE 11A25
- Hybridoma cell line producing monoclonal antibodies specific against avian reticulonendotheriosis viruses (REV).

Commercial applications:

- Antibodies may be used to detect REV for R&D and/or for quality control purposes.
- Contact- Diana.Halsey@ars.usda.gov

B 0006.08




- HYBRIDOMA CELL LINE H19
- Hybridoma cell line producing monoclonal antibodies specific against serotype 1 Marek's Disease Virus (MDV).

Commercial applications:

- Antibodies may be used to detect MDV for R&D and/or for quality control purposes.
- Contact- Diana.Halsey@ars.usda.gov

HYBRIDOMA CELL LINES

B 0007.08




- HYBRIDOMA CELL LINE T65
- Hybridoma cell line producing monoclonal antibodies specific against serotype 1 Marek's Disease Virus (MDV).

Commercial applications:

- Antibodies may be used to detect MDV for R&D and/or for quality control purposes.
- Contact- Diana.Halsey@ars.usda.gov

B 0008.08



- HYBRIDOMA CELL LINE 1AN86
- Hybridoma cell line producing monoclonal antibodies specific against serotype 1 and 3 Marek's Disease Virus (MDV).

Commercial applications:

- Antibodies may be used to detect MDV for R&D and/or for quality control purposes.
- Contact- Diana.Halsey@ars.usda.gov

HYBRIDOMA CELL LINES

B 0011.08




- HYBRIDOMA CELL LINE 6AL20
- Hybridoma cell line producing monoclonal antibodies specific against p19 of avian leukosis viruses (ALV).

Commercial applications:

- Antibodies may be used to detect ALV for R&D and/or for quality control purposes.
- Contact- Diana.Halsey@ars.usda.gov

B 0012.08




- HYBRIDOMA CELL LINE 6AL22
- Hybridoma cell line producing monoclonal antibodies specific against p19 of avian leukosis viruses (ALV).

Commercial applications:

- Antibodies may be used to detect ALV for R&D and/or for quality control purposes.
- Contact- Diana.Halsey@ars.usda.gov

HYBRIDOMA CELL LINES

B 0013.08




- HYBRIDOMA CELL LINE 6AL42
- Hybridoma cell line producing monoclonal antibodies specific against p27 of avian leukosis viruses (ALV).

Commercial applications:

- Antibodies may be used to detect ALV for R&D and/or for quality control purposes.
- Contact- Diana.Halsey@ars.usda.gov

B 0014.08




- HYBRIDOMA CELL LINE 11F667
- Hybridoma cell line producing monoclonal antibodies specific against avian reticuloendotheliosis virus (REV).

Commercial applications:

- Antibodies may be used to detect REV for R&D and/or for quality control purposes.
- Contact- Diana.Halsey@ars.usda.gov

HYBRIDOMA CELL LINES

B 0001.09




- HYBRIDOMA CELL LINE 6A7-2E7
- Hybridoma cell line producing monoclonal antibodies specific for an anti-leukotoxin antibody.

Commercial applications:

- Antibodies may be used in the vaccination of beef and dairy cattle against bovine respiratory disease caused by Mannheimia haemolytica.
- Contact- Diana.Halsey@ars.usda.gov

B 0001.10




- HYBRIDOMA CELL LINE N2
- Hybridoma cell line producing monoclonal antibodies specific for the E2 protein of the NY1 bovine viral diarrhea virus (BVDV).

Commercial applications:

- Antibodies may be used to detect BVDV for R&D and/or for quality control purposes.
- Contact- Diana.Halsey@ars.usda.gov

HYBRIDOMA CELL LINES

B 0006.10




- HYBRIDOMA CELL LINE A1
- Hybridoma cell line producing monoclonal antibodies specific for aflatoxin M1 and aflatoxin M2.

Commercial applications:

- Antibodies may be used to detect aflatoxins M1 and M2 in food and environmental samples.
- Contact- Diana.Halsey@ars.usda.gov

B 0001.11



- HYBRIDOMA CELL LINE FUMO-15
- Hybridoma cell line producing monoclonal antibodies specific for the mycotoxin fumonisin.

Commercial applications:

- Antibodies may be used to detect the mycotoxin fumonisin in food, biological samples (e.g. blood), and environmental samples.
- Contact- John.Gaudet@ars.usda.gov

HYBRIDOMA CELL LINES

B 0002.11



- HYBRIDOMA CELL LINE FOR SOYBEAN RUST DIAGNOSTIC ASSAY
- Hybridoma cell line producing monoclonal antibodies specific to a surface protein in the soybean rust pathogen, *Phakospora pachyrhizi*.

Commercial applications:

- Antibodies may be used as components in test kits to detect the pathogen in soybean leaf extracts before symptoms appear on the leaves of infected plants.
- Contact- Diana.Halsey@ars.usda.gov

B 0003.11




- HYBRIDOMA CELL LINE FOR SOYBEAN RUST DIAGNOSTIC ASSAY
- Hybridoma cell line producing monoclonal antibodies specific to a surface protein in the soybean rust pathogen, *Phakospora pachyrhizi*.

Commercial applications:

- Antibodies may be used to detect the pathogen in soybean leaf extracts before symptoms appear on the leaves of infected plants.
- Contact- Diana.Halsey@ars.usda.gov

HYBRIDOMA CELL LINES

B 0002.12




- LEPTOSPIRA BORGPETERSENII SEROVAR HARDJO ISOLATE HB15B 320
- Microbial isolate described as LEPTOSPIRA BORGPETERSENII SEROVAR HARDJO ISOLATE HB15B 320.

Commercial applications:

- Microbial isolate may be developed for use in vaccine production and/or as a challenge strain for vaccine evaluation.
- Contact- Diana.Halsey@ars.usda.gov

B 0003.12



- HYBRIDOMA CELL LINE 12F5
- Hybridoma cell line producing monoclonal antibodies specific for E. coli O26

Commercial applications:

- Antibodies may be used to detect E. coli O26.
- Contact- Diana.Halsey@ars.usda.gov

HYBRIDOMA CELL LINES

B 0004.12



- HYBRIDOMA CELL LINE 15C4
- Hybridoma cell line producing monoclonal antibodies specific for E. coli O111

Commercial applications:

- Antibodies may be used to detect E. coli O111.
- Contact- Diana.Halsey@ars.usda.gov

B 0005.12



- HYBRIDOMA CELL LINE 587 PRODUCING MAB 587 TO METHYL BENZIMIDAZOLECARBAMATES
- Hybridoma cell line producing monoclonal antibodies specific for methyl benzimidazolecarbarnates

Commercial applications:

- Antibodies may be used to detect carbendazim in cereals, citrus, banana, strawberries, pineapples and pome fruits.
- Contact- Diana.Halsey@ars.usda.gov

HYBRIDOMA CELL LINES

B 0004.15




- HYBRIDOMA CELL LINE F1-51
- Hybridoma cell line producing a monoclonal antibody specific for botulinum neurotoxin serotype A.

Commercial applications:

- Antibodies may be used to develop a sensitive, rapid immunoassay to detect this neurotoxin in food, biological, and environmental samples.
- Contact- Diana.Halsey@ars.usda.gov

B 0007.15




- HYBRIDOMA CELL LINE BOE9-15
- Hybridoma cell line producing a monoclonal antibody specific for botulinum neurotoxin serotype B.

Commercial applications:

- Antibodies may be used to develop a sensitive, rapid immunoassay to detect this neurotoxin in food, biological, and environmental samples.
- Contact- John.Gaudet@ars.usda.gov

HYBRIDOMA CELL LINES

B 0008.15




- HYBRIDOMA CELL LINE BOE9-15
- Hybridoma cell line producing a monoclonal antibody specific for botulinum neurotoxin serotype E.

Commercial applications:

- Antibodies may be used to develop a sensitive, rapid immunoassay to detect this neurotoxin in food, biological, and environmental samples.
- Contact- Diana.Halsey@ars.usda.gov

B 0009.15



- HYBRIDOMA CELL LINE BOE66-29
- Hybridoma cell line producing a monoclonal antibody specific for botulinum neurotoxin serotype E.

Commercial applications:

- Antibodies may be used to develop a sensitive, rapid immunoassay to detect this neurotoxin in food, biological, and environmental samples.
- Contact- Diana.Halsey@ars.usda.gov

HYBRIDOMA CELL LINES

B 0012.15



- HYBRIDOMA CELL LINE PRODUCING PAX MAB CLONE 1-4.1.16
- Hybridoma cell line producing monoclonal antibodies capable of binding, and useful in detecting, the mycotoxin paxilline.

Commercial applications:

- Antibodies may be used in a number of different immunoassay formats for detecting the mycotoxin paxilline.
- Contact- John.Gaudet@ars.usda.gov

B 0013.15



- HYBRIDOMA CELL LINE PRODUCING PAX CLONE 2-2.1.2.2.1.1.1.10
- Hybridoma cell line producing monoclonal antibodies capable of binding, and useful in detecting, the mycotoxin paxilline.

Commercial applications:

- Antibodies may be used in a number of different immunoassay formats for detecting the mycotoxin paxilline.
- Contact- John.Gaudet@ars.usda.gov

HYBRIDOMA CELL LINES

B 0014.15



- HYBRIDOMA CELL LINE PRODUCING PAX CLONE 2-8.2.2.1.2
- Hybridoma cell line producing monoclonal antibodies capable of binding, and useful in detecting, the mycotoxin paxilline.

Commercial applications:

- Antibodies may be used in a number of different immunoassay formats for detecting the mycotoxin paxilline.
- Contact- John.Gaudet@ars.usda.gov

B 0015.15



- HYBRIDOMA CELL LINE PRODUCING PAX CLONE 2-9.1.8.2
- Hybridoma cell line producing monoclonal antibodies capable of binding, and useful in detecting, the mycotoxin paxilline.

Commercial applications:

- Antibodies may be used in a number of different immunoassay formats for detecting the mycotoxin paxilline.
- Contact- John.Gaudet@ars.usda.gov

HYBRIDOMA CELL LINES

B 0005.16



- HYBRIDOMA CELL LINE 6A8D7
- Hybridoma cell line produces monoclonal antibody that recognizes the soli2 venom protein of the red imported fire ant.

Commercial applications:

- Antibodies may be used to detect red imported fire ants.
- Contact- John.Gaudet@ars.usda.gov

B 0006.16



- HYBRIDOMA CELL LINE 5B5D6
- Hybridoma cell line produces monoclonal antibody that recognizes the soli2 venom protein of the red imported fire ant.

Commercial applications:

- Antibodies may be used to detect red imported fire ants.
- Contact- John.Gaudet@ars.usda.gov

HYBRIDOMA CELL LINES

B 0007.16



- HYBRIDOMA CELL LINE 5C7B7
- Hybridoma cell line produces monoclonal antibody that recognizes the soli2 venom protein of the red imported fire ant.

Commercial applications:

- Antibodies may be used to detect red imported fire ants.
- Contact- John.Gaudet@ars.usda.gov

B 0008.16



- HYBRIDOMA CELL LINE 7D7D7
- Hybridoma cell line produces monoclonal antibody that recognizes the soli2 venom protein of the red imported fire ant.

Commercial applications:

- Antibodies may be used to detect red imported fire ants.
- Contact- John.Gaudet@ars.usda.gov

HYBRIDOMA CELL LINES

B 0009.16



- HYBRIDOMA CELL LINE 8E6G4
- Hybridoma cell line produces monoclonal antibody that recognizes the soli2 venom protein of the red imported fire ant.

Commercial applications:

- Antibodies may be used to detect red imported fire ants.
- Contact- John.Gaudet@ars.usda.gov

B 0010.16




- HYBRIDOMA CELL LINE 10B12G12
- Hybridoma cell line produces monoclonal antibody that recognizes the soli2 venom protein of the red imported fire ant.

Commercial applications:

- Antibodies may be used to detect red imported fire ants.
- Contact- John.Gaudet@ars.usda.gov

HYBRIDOMA CELL LINES

B 0021.16



- HYBRIDOMA CELL LINE PRODUCING MAB 54-1 REACTIVE WITH PORCINE NCR2
- Hybridoma cell line that produces an antibody that is reactive with Porcine NCR2

Commercial applications:

- Antibodies may be used to identify NCR2 and provide the ability to facilitate a better understanding of the pig immune system and aid in the elucidation of the role of NK cells in porcine immunosurveillance.
- Contact- John.Gaudet@ars.usda.gov

B 0001.17



- HYBRIDOMA CELL LINE PRODUCING MONOCLONAL ANTIBODY CLONE 1-4.1.8
- Hybridoma cell line that produces an antibody capable of binding, and useful in detecting, the mycotoxin cyclopiazonic acid.

Commercial applications:

- Antibodies may be used in a number of different immunoassay formats for detecting mycotoxins.
- Contact- John.Gaudet@ars.usda.gov


HYBRIDOMA CELL LINES

B 0002.17



- HYBRIDOMA CELL LINE PRODUCING MONOCLONAL ANTIBODY CLONE 1-2.3.1
- Hybridoma cell line that produces an antibody capable of binding, and useful in detecting, the mycotoxin cyclopiazonic acid.
- **Commercial applications:**
Antibodies may be used in a number of different immunoassay formats for detecting mycotoxins.
- Contact- John.Gaudet@ars.usda.gov

B 0003.17



- HYBRIDOMA CELL LINE STX1D-4
- Hybridoma cell line produces an antibody capable of detecting Stx1d.
- **Commercial applications:**
 - Antibodies can be used to develop immunoassays for the detection of Stx1d in different samples, and also can be used for Western blot analysis and neutralization of Stx1d toxicities.
 - Contact- Diana.Halsey@ars.usda.gov

HYBRIDOMA CELL LINES

B 0019.16




- MOUSE HYBRIDOMA CELL LINE STX1E-2
- Hybridoma cell line produces an antibody against the A-subunit of Stx1e.

Commercial applications:

- Antibodies may be used to develop immunoassays for the detection of Stx1e in different samples, and may be used for Western blot analysis and neutralization of Stx1e toxicities.
- Contact- Diana.Halsey@ars.usda.gov

B 0002.18



- MOUSE HYBRIDOMA CELL LINE STX1-1
- Mouse hybridoma cell line Stx1-1 produces monoclonal antibodies against the B-subunit of Stx1.

Commercial applications:

- Antibodies may be used to develop immunoassays for the detection of Stx1 in different samples, and may be used for Western blot analysis and neutralization of Stx1 toxicities.
- Contact- Diana.Halsey@ars.usda.gov

HYBRIDOMA CELL LINES

B 0003.18




- MOUSE HYBRIDOMA CELL LINE STX1-2
- Mouse hybridoma cell line Stx1-1 produces monoclonal antibodies against the B-subunit of Stx1.

Commercial applications:

- Antibodies may be used to develop immunoassays for the detection of Stx1 in different samples, and may be used for Western blot analysis and neutralization of Stx1 toxicities.
- Contact- Diana.Halsey@ars.usda.gov

B 0004.18



- HYBRIDOMA CELL LINE FOR IMIDACLOPRID DETECTION
- Hybridoma cell line produces monoclonal antibody to detect neonicotinoid insecticide imidacloprid.

Commercial applications:

- Antibodies may be used in the detection of the neonicotinoid insecticide imidacloprid in a variety of matrices, and may be used in the generation of immunoassay based kits such as ELISA, lateral flow, magnetic particle, etc.
- Contact- Diana.Halsey@ars.usda.gov

HYBRIDOMA CELL LINES

B 0005.18



- HYBRIDOMA CELL LINE FOR SALMONELLA DETECTION
- Hybridoma cell line produces monoclonal antibodies for use in the detection of Salmonella.

Commercial applications:

- Antibodies may be used in the detection of Salmonella in a variety of matrices, and may be used in the generation of immunoassay based kits such as ELISA, lateral flow, magnetic particles, etc.
- Contact- Diana.Halsey@ars.usda.gov

B 0006.18



- HYBRIDOMA CELL LINE FOR E. COLI O121
- Hybridoma cell line produces monoclonal antibodies for the detection of E. coli O121.

Commercial applications:

- Antibodies may be used in the detection of E. coli O121 in a variety of matrices, and may be used in the generation of immunoassay based kits such as ELISA, lateral flow, magnetic particles, etc.
- Contact- Diana.Halsey@ars.usda.gov

HYBRIDOMA CELL LINES

B 0007.18




- HYBRIDOMA CELL LINE FOR E. COLI O104
- Hybridoma cell line produces monoclonal antibodies for the detection of E. coli O104.

Commercial applications:

- Antibodies may be used in the detection E. coli O104 in a variety of matrices, and may be used in the generation of immunoassay based kits such as ELISA, lateral flow, magnetic particles, etc.
- Contact- Diana.Halsey@ars.usda.gov

B 0008.18



- HYBRIDOMA CELL LINE FOR E. COLI O45
- Hybridoma cell line produces monoclonal antibodies for the detection of E. coli O45.

Commercial applications:

- Antibodies may be used in the detection of E. coli O45 in a variety of matrices, and may be used in the generation of immunoassay based kits such as ELISA, lateral flow, magnetic particles, etc.
- Contact- Diana.Halsey@ars.usda.gov

HYBRIDOMA CELL LINES

B 0009.18



- HYBRIDOMA CELL LINE 5E9G8
- Hybridoma cell line produces monoclonal antibodies that detect the black imported fire ant and discriminate from the red imported fire ant.

Commercial applications:

- Antibodies may be used to detect the black imported fire ant and discriminate from the red imported fire ant.
- Contact- John.Gaudet@ars.usda.gov

B 00010.18



- HYBRIDOMA CELL LINE 3H6F1
- Hybridoma cell line produces monoclonal antibodies that detect the black imported fire ant and discriminate from the red imported fire ant.

Commercial applications:

- Antibodies may be used to detect the black imported fire ant and discriminate from the red imported fire ant.
- Contact- John.Gaudet@ars.usda.gov

HYBRIDOMA CELL LINES

B 0011.18



- HYBRIDOMA CELL LINE 3H6B9
- Hybridoma cell line produces monoclonal antibodies that detect the black imported fire ant and discriminate from the red imported fire ant.

Commercial applications:

- Antibodies may be used to detect the black imported fire ant and discriminate from the red imported fire ant.
- Contact- John.Gaudet@ars.usda.gov

B 0012.18



- HYBRIDOMA CELL LINE 7A1D4
- Hybridoma cell line produces monoclonal antibodies that detect the black imported fire ant and discriminate from the red imported fire ant.

Commercial applications:

- Antibodies may be used to detect the black imported fire ant and discriminate from the red imported fire ant.
- Contact- John.Gaudet@ars.usda.gov

HYBRIDOMA CELL LINES

B 0013.18



- HYBRIDOMA CELL LINE 6C9C4
- Hybridoma cell line produces monoclonal antibodies that detect the black imported fire ant and discriminate from the red imported fire ant.

Commercial applications:

- Antibodies may be used to detect the black imported fire ant and discriminate from the red imported fire ant.
- Contact- John.Gaudet@ars.usda.gov

B 0014.18



- HYBRIDOMA CELL LINE 6C9D7
- Hybridoma cell line produces monoclonal antibodies that detect the black imported fire ant and discriminate from the red imported fire ant.

Commercial applications:

- Antibodies may be used to detect the black imported fire ant and discriminate from the red imported fire ant.
- Contact- John.Gaudet@ars.usda.gov

HYBRIDOMA CELL LINES

B 0015.18




- HYBRIDOMA CELL LINE BDE-47
- Hybridoma cell line produces produces monoclonal antibodies from heat inactivated Salmonella to detect brominated flame retardant BDE-47.

Commercial applications:

- Antibodies may be used to detect brominated flame retardant BDE-47 in a variety of matrices for use in the generation of immunoassay based kits such as ELISA, lateral flow, magnetic particles, etc.
- Contact- Diana.Halsey@ars.usda.gov

B 0016.18



- HYBRIDOMA CELL LINE ARSIL1(BETA)-1
- Mouse hybridoma cell line producing monoclonal antibodies against chicken interleukin-1(Beta).

Commercial applications:

- Antibodies may be used to detect chicken interleukin-1(Beta).
- Contact- John.Gaudet@ars.usda.gov

HYBRIDOMA CELL LINES

B 0017.18




- HYBRIDOMA CELL LINE ARSIL1(BETA)-3
- Mouse hybridoma cell line producing monoclonal antibodies against chicken interleukin-1(Beta).

Commercial applications:

- Antibodies may be used to detect chicken interleukin-1(Beta).
- Contact- John.Gaudet@ars.usda.gov

B 0018.18



- HYBRIDOMA CELL LINE ARSIL1(BETA)-4
- Mouse hybridoma cell line producing monoclonal antibodies against chicken interleukin-1(Beta).

Commercial applications:

- Antibodies may be used to detect chicken interleukin-1(Beta).
- Contact- John.Gaudet@ars.usda.gov

HYBRIDOMA CELL LINES

B 0019.18




- HYBRIDOMA CELL LINE ARSIL1(BETA)-5
- Mouse hybridoma cell line producing monoclonal antibodies against chicken interleukin-1(Beta).

Commercial applications:

- Antibodies may be used to detect chicken interleukin-1(Beta).
- Contact- John.Gaudet@ars.usda.gov

B 0020.18



- HYBRIDOMA CELL LINE ARSIL2-4
- Mouse hybridoma cell line producing monoclonal antibodies against chicken interleukin-2.

Commercial applications:

- Antibodies may be used to detect chicken interleukin-2.
- Contact- John.Gaudet@ars.usda.gov

HYBRIDOMA CELL LINES

B 0021.18




- HYBRIDOMA CELL LINE ARSIL2-8
- Mouse hybridoma cell line producing monoclonal antibodies against chicken interleukin-2.

Commercial applications:

- Antibodies may be used to detect chicken interleukin-2.
- Contact- John.Gaudet@ars.usda.gov

B 0022.18



- HYBRIDOMA CELL LINE ARSIL2-16
- Mouse hybridoma cell line producing monoclonal antibodies against chicken interleukin-2.

Commercial applications:

- Antibodies may be used to detect chicken interleukin-2.
- Contact- John.Gaudet@ars.usda.gov

HYBRIDOMA CELL LINES

B 0023.18




- HYBRIDOMA CELL LINE ARSIL6-1.20.7
- Mouse hybridoma cell line producing monoclonal antibodies against chicken interleukin-6.

Commercial applications:

- Antibodies may be used to detect chicken interleukin-6.
- Contact- John.Gaudet@ars.usda.gov

B 0024.18



- HYBRIDOMA CELL LINE ARSIL6-1.26.4
- Mouse hybridoma cell line producing monoclonal antibodies against chicken interleukin-6.

Commercial applications:

- Antibodies may be used to detect chicken interleukin-6.
- Contact- John.Gaudet@ars.usda.gov

HYBRIDOMA CELL LINES

B 0025.18




- HYBRIDOMA CELL LINE ARSIL15-M4-1
- Mouse hybridoma cell line producing monoclonal antibodies against chicken interleukin-15.

Commercial applications:

- Antibodies may be used to detect chicken interleukin-15.
- Contact- John.Gaudet@ars.usda.gov

B 0026.18



- HYBRIDOMA CELL LINE ARSIL15-M4-7
- Mouse hybridoma cell line producing monoclonal antibodies against chicken interleukin-15.

Commercial applications:

- Antibodies may be used to detect chicken interleukin-15.
- Contact- John.Gaudet@ars.usda.gov

HYBRIDOMA CELL LINES

B 0027.18




- HYBRIDOMA CELL LINE ARSIL15-M5-17
- Mouse hybridoma cell line producing monoclonal antibodies against chicken interleukin-15.

Commercial applications:

- Antibodies may be used to detect chicken interleukin-15.
- Contact- John.Gaudet@ars.usda.gov

B 0028.18



- HYBRIDOMA CELL LINE ARSIL15-M4-4
- Mouse hybridoma cell line producing monoclonal antibodies against chicken interleukin-15.

Commercial applications:

- Antibodies may be used to detect chicken interleukin-15.
- Contact- John.Gaudet@ars.usda.gov

HYBRIDOMA CELL LINES

B 0029.18




- HYBRIDOMA CELL LINE ARSIL15-M4-6
- Mouse hybridoma cell line producing monoclonal antibodies against chicken interleukin-15.

Commercial applications:

- Antibodies may be used to detect chicken interleukin-15.
- Contact- John.Gaudet@ars.usda.gov

B 0030.18



- HYBRIDOMA CELL LINE ARSIL15-M4-13
- Mouse hybridoma cell line producing monoclonal antibodies against chicken interleukin-15.

Commercial applications:

- Antibodies may be used to detect chicken interleukin-15.
- Contact- John.Gaudet@ars.usda.gov

HYBRIDOMA CELL LINES

B 0031.18




- HYBRIDOMA CELL LINE ARSIL15-M4-14
- Mouse hybridoma cell line producing monoclonal antibodies against chicken interleukin-15.

Commercial applications:

- Antibodies may be used to detect chicken interleukin-15.
- Contact- John.Gaudet@ars.usda.gov

B 0032.18



- HYBRIDOMA CELL LINE ARSIL18-E1
- Mouse hybridoma cell line producing monoclonal antibodies against chicken interleukin-18.

Commercial applications:

- Antibodies may be used to detect chicken interleukin-18.
- Contact- John.Gaudet@ars.usda.gov

HYBRIDOMA CELL LINES

B 0033.18




- HYBRIDOMA CELL LINE ARSIL18-E3
- Mouse hybridoma cell line producing monoclonal antibodies against chicken interleukin-18.

Commercial applications:

- Antibodies may be used to detect chicken interleukin-18.
- Contact- John.Gaudet@ars.usda.gov

B 0034.18



- HYBRIDOMA CELL LINE ARSIL18-E17
- Mouse hybridoma cell line producing monoclonal antibodies against chicken interleukin-18.

Commercial applications:

- Antibodies may be used to detect chicken interleukin-18.
- Contact- John.Gaudet@ars.usda.gov

HYBRIDOMA CELL LINES

B 0035.18




- HYBRIDOMA CELL LINE ARSCXCLI2-97
- Mouse hybridoma cell line producing monoclonal antibodies against chicken CXCLi2.

Commercial applications:

- Antibodies may be used to detect chicken CXCLi2.
- Contact- John.Gaudet@ars.usda.gov

B 0036.18



- HYBRIDOMA CELL LINE ARSCXCLI2-100
- Mouse hybridoma cell line producing monoclonal antibodies against chicken CXCLi2.

Commercial applications:

- Antibodies may be used to detect chicken CXCLi2.
- Contact- John.Gaudet@ars.usda.gov

HYBRIDOMA CELL LINES

B 0037.18




- HYBRIDOMA CELL LINE ARSIFN(GAMMA)-Y1
- Mouse hybridoma cell line producing monoclonal antibodies against chicken interferon-gamma.

Commercial applications:

- Antibodies may be used to detect chicken interferon-gamma.
- Contact- John.Gaudet@ars.usda.gov

B 0038.18



- HYBRIDOMA CELL LINE ARSIFN(GAMMA)-Y2
- Mouse hybridoma cell line producing monoclonal antibodies against chicken interferon-gamma.

Commercial applications:

- Antibodies may be used to detect chicken interferon-gamma.
- Contact- John.Gaudet@ars.usda.gov

HYBRIDOMA CELL LINES

B 0039.18




- HYBRIDOMA CELL LINE ARSIFN(GAMMA)-Y4
- Mouse hybridoma cell line producing monoclonal antibodies against chicken interferon-gamma.

Commercial applications:

- Antibodies may be used to detect chicken interferon-gamma.
- Contact- John.Gaudet@ars.usda.gov

B 0040.18



- HYBRIDOMA CELL LINE ARSIFN(GAMMA)-Y5
- Mouse hybridoma cell line producing monoclonal antibodies against chicken interferon-gamma.

Commercial applications:

- Antibodies may be used to detect chicken interferon-gamma.
- Contact- John.Gaudet@ars.usda.gov

HYBRIDOMA CELL LINES

B 0041.18




- HYBRIDOMA CELL LINE ARSIFN(GAMMA)-Y7
- Mouse hybridoma cell line producing monoclonal antibodies against chicken interferon-gamma.

Commercial applications:

- Antibodies may be used to detect chicken interferon-gamma.
- Contact- John.Gaudet@ars.usda.gov

B 0043.18



- MOUSE HYBRIDOMA CELL LINE STX2-7
- Mouse hybridoma cell line, Stx2-7, produces monoclonal antibodies against the A-subunit of Stx2.

Commercial applications:

- Antibodies may be used to to develop immunoassays for the detection of Stx2 in different samples.
- Contact- Diana.Halsey@ars.usda.gov

HYBRIDOMA CELL LINES

B 0046.18




- HYBRIDOMA CELL LINE IL-13-1-42
- Hybridoma cell line producing monoclonal antibodies reactive with porcine IL-13.

Commercial applications:

- Antibodies may be used to detect porcine IL-13.
- Contact- John.Gaudet@ars.usda.gov

B 0047.18



- HYBRIDOMA CELL LINE IL-13-1-30
- Hybridoma cell line producing monoclonal antibodies reactive with porcine IL-13.

Commercial applications:

- Antibodies may be used to detect porcine IL-13.
- Contact- John.Gaudet@ars.usda.gov

HYBRIDOMA CELL LINES

B 0048.18




- HYBRIDOMA CELL LINE IL-17A-1-1
- Hybridoma cell line producing monoclonal antibodies reactive with porcine IL-17A.

Commercial applications:

- Antibodies may be used to detect porcine IL-17A.
- Contact- John.Gaudet@ars.usda.gov

B 0049.18



- HYBRIDOMA CELL LINE IL-17A-2-10
- Hybridoma cell line producing monoclonal antibodies reactive with porcine IL-17A.

Commercial applications:

- Antibodies may be used to detect porcine IL-17A.
- Contact- John.Gaudet@ars.usda.gov

HYBRIDOMA CELL LINES

B 0050.18




- HYBRIDOMA CELL LINE CCL2-5-2
- Hybridoma cell line producing monoclonal antibodies reactive with porcine CCL2.

Commercial applications:

- Antibodies may be used to detect porcine CCL2 (also designated porcine MCP1).
- Contact- John.Gaudet@ars.usda.gov

B 0051.18



- HYBRIDOMA CELL LINE CCL2-18-1
- Hybridoma cell line producing monoclonal antibodies reactive with porcine CCL2.

Commercial applications:

- Antibodies may be used to detect porcine CCL2 (also designated porcine MCP1).
- Contact- John.Gaudet@ars.usda.gov

HYBRIDOMA CELL LINES

B 0052.18




- HYBRIDOMA CELL LINE CXCL10-1-6
- Hybridoma cell line producing monoclonal antibodies reactive with porcine CXCL10.

Commercial applications:

- Antibodies may be used to detect porcine CXCL10 (also designated porcine IP-10).
- Contact- John.Gaudet@ars.usda.gov

B 0053.18



- HYBRIDOMA CELL LINE CXCL-1-9
- Hybridoma cell line producing monoclonal antibodies reactive with porcine CXCL10.

Commercial applications:

- Antibodies may be used to detect porcine CXCL10 (also designated porcine IP-10).
- Contact- John.Gaudet@ars.usda.gov

HYBRIDOMA CELL LINES

B 0054.18




- HYBRIDOMA CELL LINE CX3CL1-1-1
- Hybridoma cell line producing monoclonal antibodies reactive with porcine CX3CL1.

Commercial applications:

- Antibodies may be used to detect porcine CX3CL1 (also designated Fractalkine).
- Contact- John.Gaudet@ars.usda.gov

B 0055.18



- HYBRIDOMA CELL LINE CX3CL1-1-4
- Hybridoma cell line producing monoclonal antibodies reactive with porcine CX3CL1.

Commercial applications:

- Antibodies may be used to detect porcine CX3CL1 (also designated Fractalkine).
- Contact- John.Gaudet@ars.usda.gov

HYBRIDOMA CELL LINES

B 0056.18




- HYBRIDOMA CELL LINE ARSIFN-ALPHA-15G8
- Mouse hybridoma cell line producing monoclonal antibodies against chicken interferon-alpha.

Commercial applications:

- Antibodies may be used to detect chicken interferon-alpha.
- Contact- John.Gaudet@ars.usda.gov

B 0057.18



- HYBRIDOMA CELL LINE ARSIL10-4A8
- Mouse hybridoma cell line producing monoclonal antibodies against chicken interleukin-10.

Commercial applications:

- Antibodies may be used to detect chicken interleukin-10.
- Contact- John.Gaudet@ars.usda.gov

HYBRIDOMA CELL LINES

B 0058.18




- HYBRIDOMA CELL LINE ARSIL10-13B11
- Mouse hybridoma cell line producing monoclonal antibodies against chicken interleukin-10.

Commercial applications:

- Antibodies may be used to detect chicken interleukin-10.
- Contact- John.Gaudet@ars.usda.gov

B 0059.18



- HYBRIDOMA CELL LINE ARSIL10-15F9
- Mouse hybridoma cell line producing monoclonal antibodies against chicken interleukin-10.

Commercial applications:

- Antibodies may be used to detect chicken interleukin-10.
- Contact- John.Gaudet@ars.usda.gov

HYBRIDOMA CELL LINES

B 0060.18




- HYBRIDOMA CELL LINE ARSIL10-11F9
- Mouse hybridoma cell line producing monoclonal antibodies against chicken interleukin-10.

Commercial applications:

- Antibodies may be used to detect chicken interleukin-10.
- Contact- John.Gaudet@ars.usda.gov

B 0061.18



- HYBRIDOMA CELL LINE ARSIL10-4B3
- Mouse hybridoma cell line producing monoclonal antibodies against chicken interleukin-10.

Commercial applications:

- Antibodies may be used to detect chicken interleukin-10.
- Contact- John.Gaudet@ars.usda.gov

HYBRIDOMA CELL LINES

B 0062.18




- HYBRIDOMA CELL LINE ARSIL4-1E11H3
- Mouse hybridoma cell line producing monoclonal antibodies against chicken interleukin-4.

Commercial applications:

- Antibodies may be used to detect chicken interleukin-4.
- Contact- John.Gaudet@ars.usda.gov

B 0063.18



- HYBRIDOMA CELL LINE ARSIL4-4C1D8
- Mouse hybridoma cell line producing monoclonal antibodies against chicken interleukin-4.

Commercial applications:

- Antibodies may be used to detect chicken interleukin-4.
- Contact- John.Gaudet@ars.usda.gov

HYBRIDOMA CELL LINES

B 0064.18




- HYBRIDOMA CELL LINE ARSIL4-6B10H6
- Mouse hybridoma cell line producing monoclonal antibodies against chicken interleukin-4.

Commercial applications:

- Antibodies may be used to detect chicken interleukin-4.
- Contact- John.Gaudet@ars.usda.gov

B 0065.18



- HYBRIDOMA CELL LINE ARSIL4-6D9G1
- Mouse hybridoma cell line producing monoclonal antibodies against chicken interleukin-4.

Commercial applications:

- Antibodies may be used to detect chicken interleukin-4.
- Contact- John.Gaudet@ars.usda.gov

HYBRIDOMA CELL LINES

B 0066.18




- HYBRIDOMA CELL LINE ARSIL4-8G1E10
- Mouse hybridoma cell line producing monoclonal antibodies against chicken interleukin-4.

Commercial applications:

- Antibodies may be used to detect chicken interleukin-4.
- Contact- John.Gaudet@ars.usda.gov

B 0067.18



- HYBRIDOMA CELL LINE ARSIL4-9E5C10
- Mouse hybridoma cell line producing monoclonal antibodies against chicken interleukin-4.

Commercial applications:

- Antibodies may be used to detect chicken interleukin-4.
- Contact- John.Gaudet@ars.usda.gov

HYBRIDOMA CELL LINES

B 0068.18




- HYBRIDOMA CELL LINE ARSIL4-10E3D10
- Mouse hybridoma cell line producing monoclonal antibodies against chicken interleukin-4.

Commercial applications:

- Antibodies may be used to detect chicken interleukin-4.
- Contact- John.Gaudet@ars.usda.gov

B 0069.18



- HYBRIDOMA CELL LINE ARSIL4-10E6F8
- Mouse hybridoma cell line producing monoclonal antibodies against chicken interleukin-4.

Commercial applications:

- Antibodies may be used to detect chicken interleukin-4.
- Contact- John.Gaudet@ars.usda.gov

HYBRIDOMA CELL LINES

B 0070.18




- HYBRIDOMA CELL LINE ARSIL12P40-4A8
- Mouse hybridoma cell line producing monoclonal antibodies against chicken interleukin-12p40.

Commercial applications:

- Antibodies may be used to detect chicken interleukin-12p40.
- Contact- John.Gaudet@ars.usda.gov

B 0071.18




- HYBRIDOMA CELL LINE ARSIL12P40-4B3
- Mouse hybridoma cell line producing monoclonal antibodies against chicken interleukin-12p40.

Commercial applications:

- Antibodies may be used to detect chicken interleukin-12p40.
- Contact- John.Gaudet@ars.usda.gov

HYBRIDOMA CELL LINES

B 0072.18




- HYBRIDOMA CELL LINE ARSIL12P40-11F9
- Mouse hybridoma cell line producing monoclonal antibodies against chicken interleukin-12p40.

Commercial applications:

- Antibodies may be used to detect chicken interleukin-12p40.
- Contact- John.Gaudet@ars.usda.gov

B 0073.18



- HYBRIDOMA CELL LINE ARSIL12P40-13B11
- Mouse hybridoma cell line producing monoclonal antibodies against chicken interleukin-12p40.

Commercial applications:

- Antibodies may be used to detect chicken interleukin-12p40.
- Contact- John.Gaudet@ars.usda.gov

HYBRIDOMA CELL LINES

B 0074.18




- HYBRIDOMA CELL LINE ARSIL12P40-15F9
- Mouse hybridoma cell line producing monoclonal antibodies against chicken interleukin-12p40.

Commercial applications:

- Antibodies may be used to detect chicken interleukin-12p40.
- Contact- John.Gaudet@ars.usda.gov

B 0075.18



- HYBRIDOMA CELL LINE ARSIL23P19-6E9
- Mouse hybridoma cell line producing monoclonal antibodies against chicken interleukin-23p19.

Commercial applications:

- Antibodies may be used to detect chicken interleukin-23p19.
- Contact- John.Gaudet@ars.usda.gov

HYBRIDOMA CELL LINES

B 0076.18




- HYBRIDOMA CELL LINE ARSIL23P19-9F10
- Mouse hybridoma cell line producing monoclonal antibodies against chicken interleukin-23p19.

Commercial applications:

- Antibodies may be used to detect chicken interleukin-23p19.
- Contact- John.Gaudet@ars.usda.gov

B 0077.18



- HYBRIDOMA CELL LINE ARSIL23P19-11A6
- Mouse hybridoma cell line producing monoclonal antibodies against chicken interleukin-23p19.

Commercial applications:

- Antibodies may be used to detect chicken interleukin-23p19.
- Contact- John.Gaudet@ars.usda.gov

HYBRIDOMA CELL LINES

B 0078.18




- HYBRIDOMA CELL LINE ARSIL23P19-14B11
- Mouse hybridoma cell line producing monoclonal antibodies against chicken interleukin-23p19.

Commercial applications:

- Antibodies may be used to detect chicken interleukin-23p19.
- Contact- John.Gaudet@ars.usda.gov

B 0079.18



- HYBRIDOMA CELL LINE ARSIL23P19-15A3
- Mouse hybridoma cell line producing monoclonal antibodies against chicken interleukin-23p19.

Commercial applications:

- Antibodies may be used to detect chicken interleukin-23p19.
- Contact- John.Gaudet@ars.usda.gov

HYBRIDOMA CELL LINES

B 0080.18




- HYBRIDOMA CELL LINE ARSIL21-1F11
- Mouse hybridoma cell line producing monoclonal antibodies against chicken interleukin-21.

Commercial applications:

- Antibodies may be used to detect chicken interleukin-21.
- Contact- John.Gaudet@ars.usda.gov

B 0081.18



- HYBRIDOMA CELL LINE ARSIL21-3G3
- Mouse hybridoma cell line producing monoclonal antibodies against chicken interleukin-21.

Commercial applications:

- Antibodies may be used to detect chicken interleukin-21.
- Contact- John.Gaudet@ars.usda.gov

HYBRIDOMA CELL LINES

B 0082.18




- HYBRIDOMA CELL LINE ARSIL21-14C2
- Mouse hybridoma cell line producing monoclonal antibodies against chicken interleukin-21.

Commercial applications:

- Antibodies may be used to detect chicken interleukin-21.
- Contact- John.Gaudet@ars.usda.gov

B 0083.18



- HYBRIDOMA CELL LINE ARSIL21-43E6
- Mouse hybridoma cell line producing monoclonal antibodies against chicken interleukin-21.

Commercial applications:

- Antibodies may be used to detect chicken interleukin-21.
- Contact- John.Gaudet@ars.usda.gov

HYBRIDOMA CELL LINES

B 0084.18




- HYBRIDOMA CELL LINE ARSIL21-45F1
- Mouse hybridoma cell line producing monoclonal antibodies against chicken interleukin-21.

Commercial applications:

- Antibodies may be used to detect chicken interleukin-21.
- Contact- John.Gaudet@ars.usda.gov

B 0085.18



- HYBRIDOMA CELL LINE ARSIL22-2D6
- Mouse hybridoma cell line producing monoclonal antibodies against chicken interleukin-22.

Commercial applications:

- Antibodies may be used to detect chicken interleukin-22.
- Contact- John.Gaudet@ars.usda.gov

HYBRIDOMA CELL LINES

B 0086.18




- HYBRIDOMA CELL LINE ARSIL22-2G9
- Mouse hybridoma cell line producing monoclonal antibodies against chicken interleukin-22.

Commercial applications:

- Antibodies may be used to detect chicken interleukin-22.
- Contact- John.Gaudet@ars.usda.gov

B 0087.18



- HYBRIDOMA CELL LINE ARSIL22-3D12
- Mouse hybridoma cell line producing monoclonal antibodies against chicken interleukin-22.

Commercial applications:

- Antibodies may be used to detect chicken interleukin-22.
- Contact- John.Gaudet@ars.usda.gov

HYBRIDOMA CELL LINES

B 0088.18




- HYBRIDOMA CELL LINE ARSIL22-9G11
- Mouse hybridoma cell line producing monoclonal antibodies against chicken interleukin-22.

Commercial applications:

- Antibodies may be used to detect chicken interleukin-22.
- Contact- John.Gaudet@ars.usda.gov

B 0089.18



- HYBRIDOMA CELL LINE ARSIL22-10E1
- Mouse hybridoma cell line producing monoclonal antibodies against chicken interleukin-22.

Commercial applications:

- Antibodies may be used to detect chicken interleukin-22.
- Contact- John.Gaudet@ars.usda.gov

HYBRIDOMA CELL LINES

B 0090.18




- HYBRIDOMA CELL LINE ARSIL13-1D6
- Mouse hybridoma cell line producing monoclonal antibodies against chicken interleukin-13.

Commercial applications:

- Antibodies may be used to detect chicken interleukin-13.
- Contact- John.Gaudet@ars.usda.gov

B 0091.18



- HYBRIDOMA CELL LINE ARSIL13-2A12
- Mouse hybridoma cell line producing monoclonal antibodies against chicken interleukin-13.

Commercial applications:

- Antibodies may be used to detect chicken interleukin-13.
- Contact- John.Gaudet@ars.usda.gov

HYBRIDOMA CELL LINES

B 0092.18




- HYBRIDOMA CELL LINE ARSIL13-9B11
- Mouse hybridoma cell line producing monoclonal antibodies against chicken interleukin-13.

Commercial applications:

- Antibodies may be used to detect chicken interleukin-13.
- Contact- John.Gaudet@ars.usda.gov

B 0093.18



- HYBRIDOMA CELL LINE ARSIL13-10A1
- Mouse hybridoma cell line producing monoclonal antibodies against chicken interleukin-13.

Commercial applications:

- Antibodies may be used to detect chicken interleukin-13.
- Contact- John.Gaudet@ars.usda.gov

HYBRIDOMA CELL LINES

B 0094.18




- HYBRIDOMA CELL LINE ARSIL13-15F12
- Mouse hybridoma cell line producing monoclonal antibodies against chicken interleukin-13.

Commercial applications:

- Antibodies may be used to detect chicken interleukin-13.
- Contact- John.Gaudet@ars.usda.gov

B 0095.18



- HYBRIDOMA CELL LINE ARSILCCL4-1A1
- Mouse hybridoma cell line producing monoclonal antibodies against chicken CCL4.

Commercial applications:

- Antibodies may be used to detect chicken CCL4.
- Contact- John.Gaudet@ars.usda.gov

HYBRIDOMA CELL LINES

B 0096.18




- HYBRIDOMA CELL LINE ARSILCCL4-4A5
- Mouse hybridoma cell line producing monoclonal antibodies against chicken CCL4.

Commercial applications:

- Antibodies may be used to detect chicken CCL4.
- Contact- John.Gaudet@ars.usda.gov

B 0097.18



- HYBRIDOMA CELL LINE ARSILCCL4-5E9
- Mouse hybridoma cell line producing monoclonal antibodies against chicken CCL4.

Commercial applications:

- Antibodies may be used to detect chicken CCL4.
- Contact- John.Gaudet@ars.usda.gov

HYBRIDOMA CELL LINES

B 0098.18




- HYBRIDOMA CELL LINE ARSILCCL4-8E6
- Mouse hybridoma cell line producing monoclonal antibodies against chicken CCL4.

Commercial applications:

- Antibodies may be used to detect chicken CCL4.
- Contact- John.Gaudet@ars.usda.gov

B 0099.18



- HYBRIDOMA CELL LINE ARSILCCL4-15D9
- Mouse hybridoma cell line producing monoclonal antibodies against chicken CCL4.

Commercial applications:

- Antibodies may be used to detect chicken CCL4.
- Contact- John.Gaudet@ars.usda.gov

HYBRIDOMA CELL LINES

B 0100.18




- HYBRIDOMA CELL LINE ARSIFN-ALPHA-9B4
- Mouse hybridoma cell line producing monoclonal antibodies against chicken interferon-alpha.

Commercial applications:

- Antibodies may be used to detect chicken interferon-alpha.
- Contact- John.Gaudet@ars.usda.gov

B 0101.18



- HYBRIDOMA CELL LINE ARSIFN-ALPHA-6C8
- Mouse hybridoma cell line producing monoclonal antibodies against chicken interferon-alpha.

Commercial applications:

- Antibodies may be used to detect chicken interferon-alpha.
- Contact- John.Gaudet@ars.usda.gov

HYBRIDOMA CELL LINES

B 0102.18




- HYBRIDOMA CELL LINE ARSIFN-ALPHA-11H9
- Mouse hybridoma cell line producing monoclonal antibodies against chicken interferon-alpha.

Commercial applications:

- Antibodies may be used to detect chicken interferon-alpha.
- Contact- John.Gaudet@ars.usda.gov

B 0103.18



- HYBRIDOMA CELL LINE ARSIFN-ALPHA-15C1
- Mouse hybridoma cell line producing monoclonal antibodies against chicken interferon-alpha.

Commercial applications:

- Antibodies may be used to detect chicken interferon-alpha.
- Contact- John.Gaudet@ars.usda.gov

HYBRIDOMA CELL LINES

B 0125.18




- HYBRIDOMA CELL LINE 2E10
- Hybridoma cell line producing monoclonal antibodies for zilpaterol.

Commercial applications:

- Antibodies may be used to detect the feed additive zilpaterol.
- Contact- Diana.Tucker@ars.usda.gov

B 0126.18




- HYBRIDOMA CELL LINE 7A8
- Hybridoma cell line producing monoclonal antibodies for zilpaterol.

Commercial applications:

- Antibodies may be used to detect the feed additive zilpaterol.
- Contact- Diana.Tucker@ars.usda.gov

MICROBIAL ISOLATES

B 0009.04



- LACTOBACILLUS BUCHNERI TY-16
- Microbial isolate strain of Lactobacillus buchneri isolated from silage.

Commercial applications:

- Promotes acetic acid production, which makes the silage more resistant to spoilage and heating by yeasts and molds when exposed to air.
- Contact- Diana.Halsey@ars.usda.gov

B 0004.05



- STEINERNEMA RIOBRAVE (STRAIN 3-3)
- Microbial isolate strain of the entomopathogenic nematode species Steinernema riobrave and its associated symbiotic bacteria, Xenorhabdus sp. (which are carried in the infective nematode's intestine).

Commercial applications:

- Biological control agent with excellent pest suppression abilities, particularly effective toward Diaprepes root weevil, blue green weevils, mole crickets, corn earworm, and plum curculio.
- Contact- John.Gaudet@ars.usda.gov

MICROBIAL ISOLATES

B 0005.05




- STEINERNEMA RIOBRAVE (STRAIN 7-12)
- Microbial isolate strain of the entomopathogenic nematode species *Steinernema riobrave* and its associated symbiotic bacteria, *Xenorhabdus* sp. (which are carried in the infective nematode's intestine).

Commercial applications:

- Biological control agent with excellent pest suppression abilities, particularly effective toward *Diaprepes* root weevil, blue green weevils, mole crickets, corn earworm, and plum curculio.
- Contact- John.Gaudet@ars.usda.gov

B 0001.12




- LEPTOSPIRA BORGPIETERSENII SEROVAR HARDJO ISOLATE HB15B 016
- Microbial isolate described as LEPTOSPIRA BORGPIETERSENII SEROVAR HARDJO ISOLATE HB15B 016.

Commercial applications:

- Microbial isolate may be developed for use in vaccine production and/or as a challenge strain for vaccine evaluation.
- Contact- Diana.Halsey@ars.usda.gov

MICROBIAL ISOLATES

B 0001.13




- CVRM2 MAREK'S DISEASE VACCINE VIRUS
- Microbial Isolate. CVRM2 is a serotype 1 Marek's Disease Vaccine Virus (CVI988) with a reticuloendotheliosis virus long terminal repeat insert.

Commercial applications:

- The microbial isolate may be useful as a preparation for an effective vaccine for Marek's Disease.
- Contact- Diana.Halsey@ars.usda.gov

B 0003.13




- LEPTOSPIRA SEROVAR HARDJO ISOLATE 15B 203
- Microbial isolate described as LEPTOSPIRA SEROVAR HARDJO ISOLATE 15B 203

Commercial applications:

- Microbial isolate may be developed for use in vaccine production and/or as a challenge strain for vaccine evaluation.
- Contact- Diana.Halsey@ars.usda.gov

MICROBIAL ISOLATES

B 0002.14




- PENICILLIUM SOLITUM ISOLATE RS1
- Microbial isolate that is a single conidial culture of a plant pathogenic fungus.

Commercial applications:

- Potential research or commercial uses can be to use this specific strain to produce copious amounts of lactic acid. Lactic acid is the most widely used organic acid and is a GRAS substance commonly used as a food additive for preservation, flavor, and acidity; an additive for pharmaceuticals and cosmetics; and for the manufacture of biodegradable plastic, polylactic acid (PLA). Another demand that may grow substantially is the biodegradable solvent ethyl lactate which is considered non-toxic and has many applications that include electronic manufacturing, paints, coatings, textiles, cleaners, degreasers, adhesives, printing, and de-inking.
- Contact- John.Gaudet@ars.usda.gov

B 0001.15



- LEPTOSPIRA KIRSCHNERI SEROVAR GRIPPOTYPHOSA ISOLATE GR-01-005
- Microbial isolate described as LEPTOSPIRA KIRSCHNERI SEROVAR GRIPPOTYPHOSA ISOLATE GR-01-005.

Commercial applications:

- Microbial isolate may be used in evaluation of an infection model and as potential challenge in performance of vaccine efficacy studies.
- Contact- John.Gaudet@ars.usda.gov

MICROBIAL ISOLATES

B 0002.15




- LEPTOSPIRA KIRSCHNERI SEROVAR GRIPPOTYPHOSA ISOLATE GR-01-082
- Microbial isolate described as LEPTOSPIRA KIRSCHNERI SEROVAR GRIPPOTYPHOSA ISOLATE GR-01-082.

Commercial applications:

- Microbial isolate may be used in evaluation of an infection model and as potential challenge in performance of vaccine efficacy studies.
- Contact- John.Gaudet@ars.usda.gov

B 0003.15



- LEPTOSPIRA INTERROGANS SEROVAR COPENHAGENII ISOLATE IC-02-001
- Microbial isolate described as LEPTOSPIRA INTERROGANS SEROVAR COPENHAGENII ISOLATE IC-02-001.

Commercial applications:

- Microbial isolate may be used in evaluation of an infection model and as potential challenge in performance of vaccine efficacy studies..
- Contact- John.Gaudet@ars.usda.gov

MICROBIAL ISOLATES

B 0018.15



- STEINERNEMA RIOBRAVE (STRAIN 3-8b)
- Microbial isolate strain of the entomopathogenic nematode species *Steinernema riobrave* and its associated symbiotic bacteria, *Xenorhabdus* sp. (which are carried in the infective nematode's intestine).

Commercial applications:

- Biological control agent with excellent pest suppression abilities, particularly effective toward *Diaprepes* root weevil, blue green weevils, mole crickets, corn earworm, and plum curculio.
- Contact- John.Gaudet@ars.usda.gov

B 0019.15



- STEINERNEMA RIOBRAVE (STRAIN 3-2)
- Microbial isolate strain of the entomopathogenic nematode species *Steinernema riobrave* and its associated symbiotic bacteria, *Xenorhabdus* sp. (which are carried in the infective nematode's intestine).

Commercial applications:

- Biological control agent with excellent pest suppression abilities, particularly effective toward *Diaprepes* root weevil, blue green weevils, mole crickets, corn earworm, and plum curculio.
- Contact- John.Gaudet@ars.usda.gov

MICROBIAL ISOLATES

B 0020.15



- STEINERNEMA RIOBRAVE (STRAIN 5 (NF))
- Microbial isolate strain of the entomopathogenic nematode species *Steinernema riobrave* and its associated symbiotic bacteria, *Xenorhabdus* sp. (which are carried in the infective nematode's intestine).

Commercial applications:

- Biological control agent with excellent pest suppression abilities, particularly effective toward *Diaprepes* root weevil, blue green weevils, mole crickets, corn earworm, and plum curculio.
- Contact- John.Gaudet@ars.usda.gov

B 0021.15



- STEINERNEMA RIOBRAVE (STRAIN 3(TP))
- Microbial isolate strain of the entomopathogenic nematode species *Steinernema riobrave* and its associated symbiotic bacteria, *Xenorhabdus* sp. (which are carried in the infective nematode's intestine).

Commercial applications:

- Biological control agent with excellent pest suppression abilities, particularly effective toward *Diaprepes* root weevil, blue green weevils, mole crickets, corn earworm, and plum curculio.
- Contact- John.Gaudet@ars.usda.gov

MICROBIAL ISOLATES

B 0022.15



- STEINERNEMA RIOBRAVE (STRAIN 3-7)
- Microbial isolate strain of the entomopathogenic nematode species *Steinernema riobrave* and its associated symbiotic bacteria, *Xenorhabdus* sp. (which are carried in the infective nematode's intestine).

Commercial applications:

- Biological control agent with excellent pest suppression abilities, particularly effective toward *Diaprepes* root weevil, blue green weevils, mole crickets, corn earworm, and plum curculio.
- Contact- John.Gaudet@ars.usda.gov

B 0023.15




- STEINERNEMA RIOBRAVE (STRAIN 8-3A)
- Microbial isolate strain of the entomopathogenic nematode species *Steinernema riobrave* and its associated symbiotic bacteria, *Xenorhabdus* sp. (which are carried in the infective nematode's intestine).

Commercial applications:

- Biological control agent with excellent pest suppression abilities, particularly effective toward *Diaprepes* root weevil, blue green weevils, mole crickets, corn earworm, and plum curculio.
- Contact- John.Gaudet@ars.usda.gov

MICROBIAL ISOLATES

B 0017.16




- LEPTOSPIRA BORGPETERSENII SEROVAR HARDJO CLONE JB197
- Microbial isolate described as LEPTOSPIRA BORGPETERSENII SEROVAR HARDJO CLONE JB197.

Commercial applications:

- Microbial isolate may be used in evaluation of candidate antigens and as potential challenge in performance of efficacy studies.
- Contact- Diana.Halsey@ars.usda.gov

B 0004.17




- LEPTOSPIRA INTERROGANS SEROVAR POMONA STRAIN PO-06-019
- Microbial isolate described as LEPTOSPIRA INTERROGANS SEROVAR POMONA STRAIN PO-06-019.

Commercial applications:

- Microbial isolate may be used as a challenge in evaluation of vaccine efficacy studies.
- Contact- Diana.Halsey@ars.usda.gov

MICROBIAL ISOLATES

B 0005.17




- LEPTOSPIRA INTERROGANS SEROVAR POMONA STRAIN PO-06-003
- Microbial isolate described as LEPTOSPIRA INTERROGANS SEROVAR POMONA STRAIN PO-06-003.

Commercial applications:

- Microbial isolate may be used as a challenge in evaluation of vaccine efficacy studies.
- Contact- Diana.Halsey@ars.usda.gov

B 0006.17




- LEPTOSPIRA INTERROGANS SEROVAR POMONA STRAIN PO-01-026
- Microbial isolate described as LEPTOSPIRA INTERROGANS SEROVAR POMONA STRAIN PO-01-026.

Commercial applications:

- Microbial isolate may be used as a challenge in evaluation of vaccine efficacy studies.
- Contact- Diana.Halsey@ars.usda.gov

MICROBIAL ISOLATES

B 0044.18




- LEPTOSPIRA INTERROGANS SEROVAR BRATISLAVA STRAIN PIGK151
- Microbial isolate described as LEPTOSPIRA INTERROGANS SEROVAR BRATISLAVA STRAIN PIGK151.

Commercial applications:

- Microbial isolate may be used for development of bacterin or vaccines.
- Contact- John.Gaudet@ars.usda.gov

B 0045.18




- LEPTOSPIRA INTERROGANS SEROVAR CANICOLA STRAIN CA-01-006
- Microbial isolate described as LEPTOSPIRA INTERROGANS SEROVAR CANICOLA STRAIN CA-01-006.

Commercial applications:

- Microbial isolate may be used for development of bacterin or vaccines.
- Contact- John.Gaudet@ars.usda.gov

MICROBIAL ISOLATES

B 0008.17




- PORCINE REPRODUCTIVE AND RESIRATORY SYNDROME VIRUS, STRAIN NADC30
- Microbial isolate described as PORCINE REPRODUCTIVE AND RESIRATORY SYNDROME VIRUS, STRAIN NADC30.

Commercial applications:

- Microbial isolate may be used as a challenge in evaluation of vaccine efficacy studies.
- Contact- Diana.Halsey@ars.usda.gov

CLONED GENETIC MATERIAL

B 0006.06




- POSITIVE CONTROL PLASMID FOR AI MATRIX RRT-PCR TEST
- Cloned genetic material. The matrix gene from an influenza virus was RT-PCR amplified and cloned into a bacterial plasmid.

Commercial applications:

- Bacterial plasmid may be used as a positive control for an avian influenza RRT-PCR test.
- Contact- Brian.Nakanishi@ars.usda.gov

B 0007.06




- POSITIVE CONTROL PLASMID FOR AI H5 RRT-PCR TEST
- Cloned genetic material. The hemagglutinin H5 gene from influenza virus was RT-PCR amplified and cloned into a bacterial plasmid.

Commercial applications:

- Bacterial plasmid may be used as a positive control for an avian influenza RRT-PCR test.
- Contact- Brian.Nakanishi@ars.usda.gov

CLONED GENETIC MATERIAL

B 0008.06




- POSITIVE CONTROL PLASMID FOR AI H7 RRT-PCR TEST
- Cloned genetic material. The hemagglutinin H7 gene from an influenza virus was RT-PCR amplified and cloned into a bacterial plasmid.

Commercial applications:

- Bacterial plasmid may be used as a positive control for an avian influenza RRT-PCR test.
- Contact- Brian.Nakanishi@ars.usda.gov

B 0004.10



- PORCINE CIRCOVIRUS TYPE 1 (PCV1)
- Cloned genetic material of porcine circovirus type 1 (PCV1).

Commercial applications:

- Cloned genetic material that may be used as a standard marker for PCV1 contamination in biological materials.
- Contact- Diana.Halsey@ars.usda.gov

CLONED GENETIC MATERIAL

B 0005.10



- PORCINE CIRCOVIRUS TYPE 2 (PCV2)
- Cloned genetic material of porcine circovirus type 2 (PCV2).

Commercial applications:

- Cloned genetic material that may be used as a standard marker for PCV2 contamination in biologicals or PCV2 vaccines.
- Contact- Diana.Halsey@ars.usda.gov

B 0005.11



- POLYPROBE FOR POME AND STONE FRUIT TREE VIROIDS (6 VIROIDS)
- Cloned genetic material useful to detect six viroids that infect pome and stone fruit trees.

Commercial applications:

- Material may be used as diagnostic tools or incorporated into test kits for the detection six viroids that infect pome and stone fruit trees.
- Contact- Diana.Halsey@ars.usda.gov

CLONED GENETIC MATERIAL

B 0002.13




- 3ABC*-HIS-TAGGED PROTEIN AND PET-3ABC*
- Cloned genetic material.

Commercial applications:

- Recombinant plasmid DNA encoding the sequence for a mutant FMDV non-structural protein called 3ABC*. The asterisk refers to that a mutation has been introduced to the 3C proteinase that renders it proteolytically inactive. The expression plasmid is used for the expression of the antigen in question that can be amplified in E. coli. There is also a protein referred here as antigen or 3ABC*-His-tagged protein that can be obtained using the plasmid referred above and adequate protocols.
- Contact- Diana.Halsey@ars.usda.gov

B 0001.14



- E. COLI STRAIN EXPRESSING RECOMBINANT STX2AE167Q
- Cloned genetic material.

Commercial applications:

- The Stx2aE167Q toxoid may be used to produce polyclonal antibodies against Shiga toxin 2.
- Contact- Diana.Halsey@ars.usda.gov

CLONED GENETIC MATERIAL

B 0005.15




- E. COLI STRAIN EXPRESSING RECOMBINANT STX1AE167Q
- Cloned genetic material.

Commercial applications:

- The Stx1aE167Q toxoid may be used to produce polyclonal antibodies against Shiga toxin 1.
- Contact- Diana.Halsey@ars.usda.gov

B 0010.15




- EIMERIA TENELLA GENE ENCODING A MICRONEME PROTEIN, EtMIC2
- Cloned genetic material.

Commercial applications:

- Cloned genetic material isolated from Eimeria tenella, an intestinal parasite infecting chickens, may be used to induce a protective response against an E. tenella challenge infection.
- Contact- John.Gaudet@ars.usda.gov

CLONED GENETIC MATERIAL

B 0011.15




- EIMERIA GENE ENCODING PROFILIN, 3-1E
- Cloned genetic material.

Commercial applications:

- Cloned genetic material isolated from Eimeria, intestinal parasites infecting chickens, may be used as a potential immunotherapeutic.
- Contact- John.Gaudet@ars.usda.gov

B 0017.15



- E. COLI STRAIN EXPRESSING RECOMBINANT STX1CE167Q
- Cloned genetic material.

Commercial applications:

- The Stx1CE167Q toxoid may be used to produce polyclonal antibodies against Shiga toxin 1.
- Contact- Diana.Halsey@ars.usda.gov

CLONED GENETIC MATERIAL

B 0024.15




- E. COLI STRAIN EXPRESSING RECOMBINANT STX1DE167Q
- Cloned genetic material.

Commercial applications:

- The Stx1DE167Q toxoid may be used to produce polyclonal antibodies against Shiga toxin 1.
- Contact- Diana.Halsey@ars.usda.gov

B 0026.15



- E. COLI STRAIN EXPRESSING RECOMBINANT STX2BE167Q
- Cloned genetic material.

Commercial applications:

- The Stx2BE167Q toxoid may be used to produce polyclonal antibodies against Shiga toxin 2.
- Contact- Diana.Halsey@ars.usda.gov

CLONED GENETIC MATERIAL

B 0027.15




- E. COLI STRAIN EXPRESSING RECOMBINANT STX2CE167Q
- Cloned genetic material.

Commercial applications:

- The Stx2CE167Q toxoid may be used to produce polyclonal antibodies against Shiga toxin 2.
- Contact- Diana.Halsey@ars.usda.gov

B 0028.15




- E. COLI STRAIN EXPRESSING RECOMBINANT STX2DE167Q
- Cloned genetic material.

Commercial applications:

- The Stx2DE167Q toxoid may be used to produce polyclonal antibodies against Shiga toxin 2.
- Contact- Diana.Halsey@ars.usda.gov

CLONED GENETIC MATERIAL

B 0029.15




- E. COLI STRAIN EXPRESSING RECOMBINANT STX2EE167Q
- Cloned genetic material.

Commercial applications:

- The Stx2EE167Q toxoid may be used to produce polyclonal antibodies against Shiga toxin 2.
- Contact- Diana.Halsey@ars.usda.gov

B 0030.15




- E. COLI STRAIN EXPRESSING RECOMBINANT STX2FE167Q
- Cloned genetic material.

Commercial applications:

- The Stx2FE167Q toxoid may be used to produce polyclonal antibodies against Shiga toxin 2.
- Contact- Diana.Halsey@ars.usda.gov

CLONED GENETIC MATERIAL

B 0031.15




- E. COLI STRAIN EXPRESSING RECOMBINANT STX2GEI67Q
- Cloned genetic material.

Commercial applications:

- The Stx3GEI67Q toxoid may be used to produce polyclonal antibodies against Shiga toxin 2.
- Contact- Diana.Halsey@ars.usda.gov

B 0018.16



- PROLIFERATING CELL NUCLEAR ANTIGEN GENE PROMOTER
- Cloned genetic material.

Commercial applications:

- Cloned genetic material may be used as PCNA GENE PROMOTER.
- Contact- John.Gaudet@ars.usda.gov

CLONED GENETIC MATERIAL

B 0020.16



- E. COLI STRAIN EXPRESSING RECOMBINANT PROTEIN STX1EE167Q
- Cloned genetic material.

Commercial applications:

- Stx1e toxoid may be purified from Stx1eE167Q E. coli strain. Stx1e toxoid is non-toxic, it can be used as a standard for detection of Stx1e in biological samples by ELISA and western blot. It may also be used as an antigen for monoclonal and polyclonal antibody production.
- Contact- Diana.Halsey@ars.usda.gov

CELL LINES

B 0032.15



- CELL LINE BCIRL/AMCY-SEE1
- Cell lines generated from *Spodoptera exigua* eggs.

Commercial applications

- This cell line may be used for numerous areas of basic insect research including virology, genomics, immunity, and physiology. From a commercial viewpoint, they can be used to produce insect viruses (such as baculoviruses) and recombinant proteins (for both medical as well as agricultural applications); they can also be used in insecticide discovery programs in screening assays or mode-of-action studies.
- Contact- Diana.Halsey@ars.usda.gov

B 0033.15



- CELL LINE BCIRL/AMCY-SEE4
- Cell lines generated from *Spodoptera exigua* eggs.

Commercial applications

- This cell line may be used for numerous areas of basic insect research including virology, genomics, immunity, and physiology. From a commercial viewpoint, they can be used to produce insect viruses (such as baculoviruses) and recombinant proteins (for both medical as well as agricultural applications); they can also be used in insecticide discovery programs in screening assays or mode-of-action studies.
- Contact- Diana.Halsey@ars.usda.gov

CELL LINES

B 0034.15



- CELL LINE BCIRL/AMCY-SEE5
- Cell lines generated from *Spodoptera exigua* eggs.

Commercial applications:

- This cell line may be used for numerous areas of basic insect research including virology, genomics, immunity, and physiology. From a commercial viewpoint, they can be used to produce insect viruses (such as baculoviruses) and recombinant proteins (for both medical as well as agricultural applications); they can also be used in insecticide discovery programs in screening assays or mode-of-action studies.
- Contact- Diana.Halsey@ars.usda.gov

B 0002.16



- BCIRL-TCA-CLG1
- Cell lines generated from *Tribolium castaneum* whole pupae and adults.

Commercial applications:

- This cell line may be used in insecticide discovery programs to identify novel targets such as those involved in chitin metabolism and immune responses.
- Contact- Diana.Halsey@ars.usda.gov

CELL LINES

B 0005.06




- INTERNAL CONTROL PLASMID FOR AVIAN INFLUENZA AND NEWCASTLE DISEASE VIRUS
- Bacterial plasmid was designed and constructed to have the sequence that includes the primers for both the avian influenza and Newcastle disease virus matrix tests for RRT-PCR diagnosis.

Commercial applications:

- Bacterial plasmid may be used in a diagnostic test kit for the detection of avian influenza and Newcastle Disease Virus.
- Contact- Brian.Nakanishi@ars.usda.gov

B 104.18



- ST CELL LINE
- Cell line derived from swine testicular cells.

Commercial applications:

- This cell line may be used to propagate mammalian viruses.
- Contact- Diana.Halsey@ars.usda.gov


VIRUS

B 0011.16



- RVG/GA-GFP NP/P NDV RECOMBINANT VIRUS
- Newcastle disease virus (NDV) vaccine VG/GA strain-based recombinant virus expressing green fluorescent protein (GFP).
- Commercial applications:
- Recombinant virus can be used as a reference for basic research to study the molecular biology of the other paramyxoviruses that include a number of very important human and animal pathogens.
- Contact- John.Gaudet@ars.usda.gov

B 0012.16



- RVG/GA-GFP P/M NDV RECOMBINANT VIRUS
- Newcastle disease virus (NDV) vaccine VG/GA strain-based recombinant virus expressing green fluorescent protein (GFP).
- Commercial applications:
- Recombinant virus can be used as a reference for basic research to study the molecular biology of the other paramyxoviruses that include a number of very important human and animal pathogens.
- Contact- Diana.Halsey@ars.usda.gov


VIRUS

B 0013.16



- RVG/GA-GFP M/F NDV RECOMBINANT VIRUS
- Newcastle disease virus (NDV) vaccine VG/GA strain-based recombinant virus expressing green fluorescent protein (GFP).
- Commercial applications:
- Recombinant virus can be used as a reference for basic research to study the molecular biology of the other paramyxoviruses that include a number of very important human and animal pathogens.
- Contact- John.Gaudet@ars.usda.gov

B 0014.16



- RVG/GA-GFP F/HN NDV RECOMBINANT VIRUS
- Newcastle disease virus (NDV) vaccine VG/GA strain-based recombinant virus expressing green fluorescent protein (GFP).
- Commercial applications:
- Recombinant virus can be used as a reference for basic research to study the molecular biology of the other paramyxoviruses that include a number of very important human and animal pathogens.
- Contact- John.Gaudet@ars.usda.gov


VIRUS

B 0015.16



- RVG/GA-GFP HN/L NDV RECOMBINANT VIRUS
- Newcastle disease virus (NDV) vaccine VG/GA strain-based recombinant virus expressing green fluorescent protein (GFP).
- Commercial applications:
- Recombinant virus can be used as a reference for basic research to study the molecular biology of the other paramyxoviruses that include a number of very important human and animal pathogens.
- Contact- John.Gaudet@ars.usda.gov

B 0016.16



- RNDV-VG/GA
- Low Virulent Newcastle disease virus (NDV) VG/GA strain from cloned DNA.
- Commercial applications:
- Virus can be used as a reference for basic research to study the molecular biology of other paramyxoviruses that include a number of very important human and animal pathogens. It can also be used as a marker vaccine to protect poultry against Newcastle disease and to differentiate infected from vaccinated animals.
- Contact- John.Gaudet@ars.usda.gov

PLASMID

B 0001.18



- DSDNA PLASMID
- Dual expression plasmid with one constitutive reporter and one reporter linked to a ribosome-skipping sequence to avoid localization problems which might exist with a conventional, physically-linked fusion protein.
- Commercial applications:
- The AcGFP reporter may be used to identify transfected cells, and the mCardinal intensity may be used to quantify expression of the Gol.
- Contact- John.Gaudet@ars.usda.gov